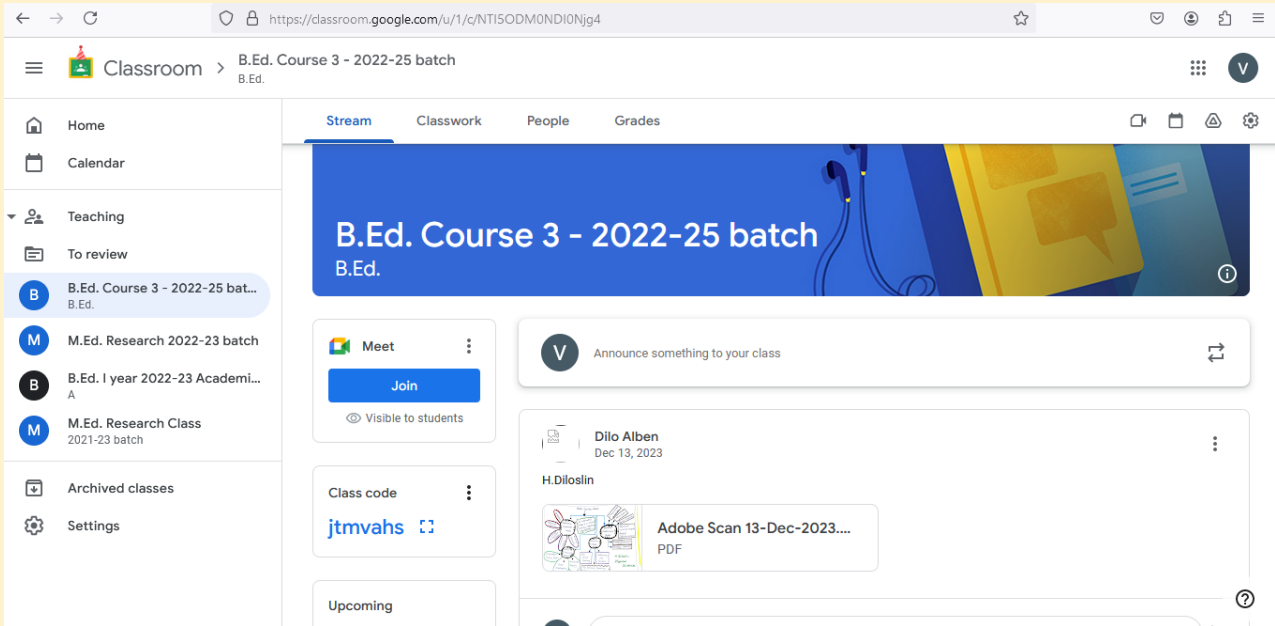


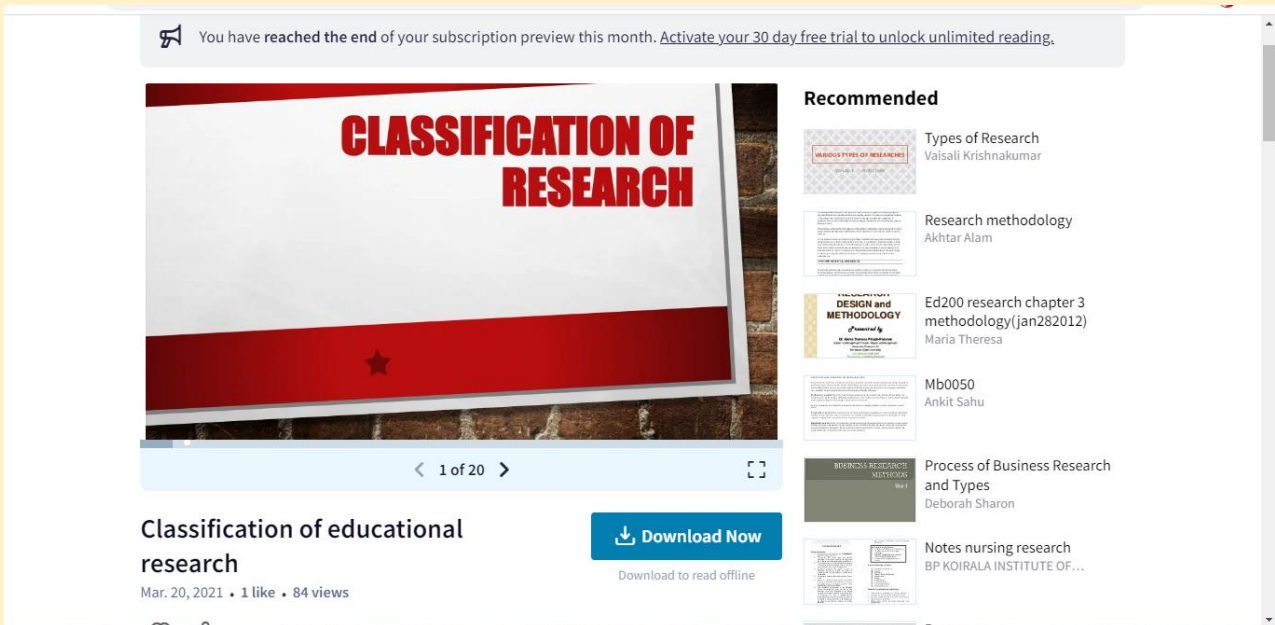
ANNAMMAL COLLEGE OF EDUCATION FOR WOMEN

THOOTHUKUDI

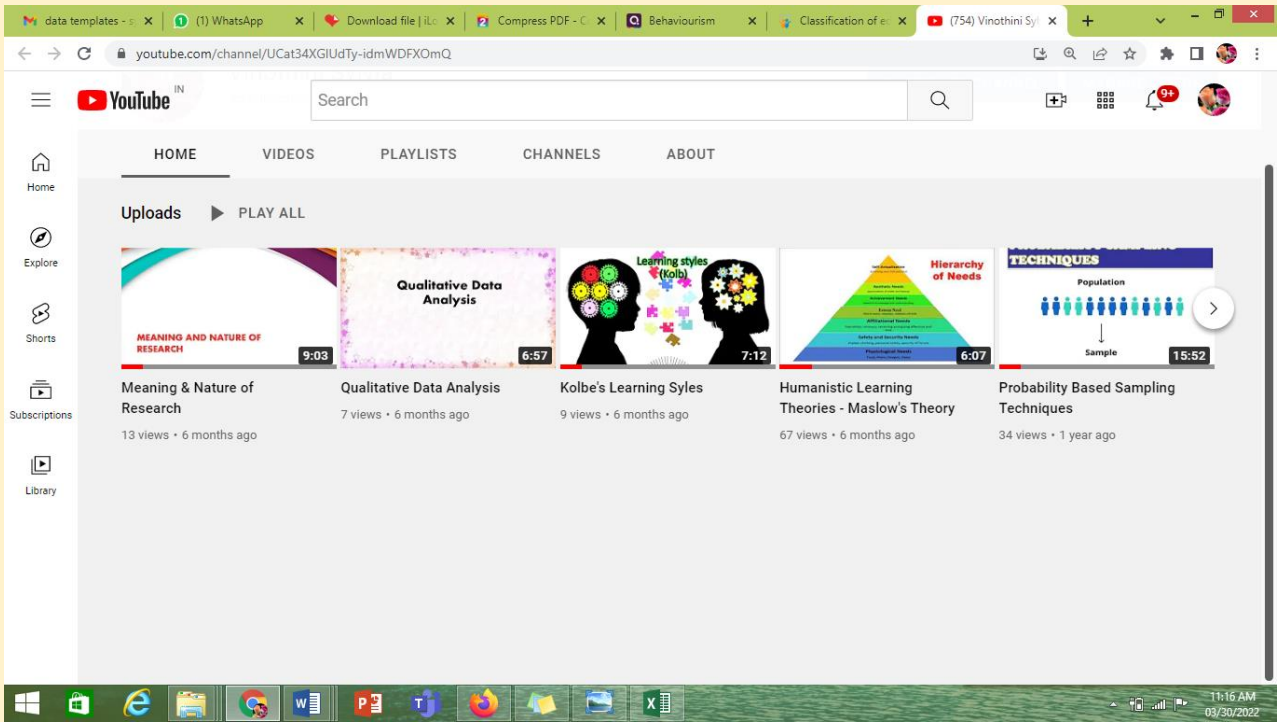
ICT RESOURCES USED BY Mrs. A. VINOTHINI SYLVIA IN THE YEAR 2023- 2024



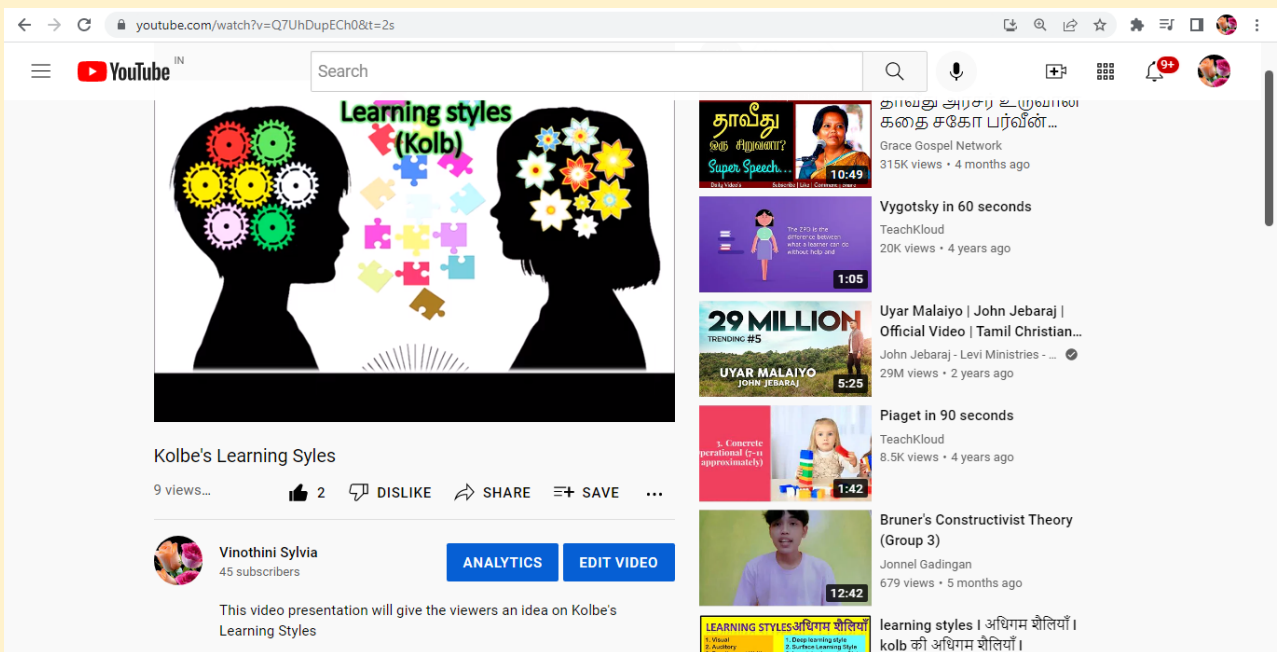
GOOGLE CLASSROOM FOR B.Ed. I YEAR- COURSE: LEARNING AND TEACHING



SLIDE SHARE CONTENT FOR M.ED. I YEAR FOR THE COURSE BASICS IN EDUCATIONAL RESEARCH



YOUTUBE CHANNEL FOR UPLOADING ECONTENT



YOUTUBE CHANNEL FOR UPLOADING ECONTENT

Rewriting the Script of Educational Research

Blog Archive

2013

November

SAMPLING IN
EDUCATIONAL
RESEARCH

February

About Me



Vinothini Sylvia

View my complete profile

Thursday, November 28, 2013

SAMPLING IN EDUCATIONAL RESEARCH

SOME IMPORTANT TERMS IN SAMPLING

Population

By population we mean the aggregate or totality of objects or individuals regarding which inferences are to be made in a sampling study. A population is any group of individuals that have one or more characteristics in common that are of interest of the researcher.

Sample

A sample is a small proposition of a population selected for observation and analysis. By observing the characteristics of the sample, one can make certain inferences about the characteristics of the population from which it is drawn.

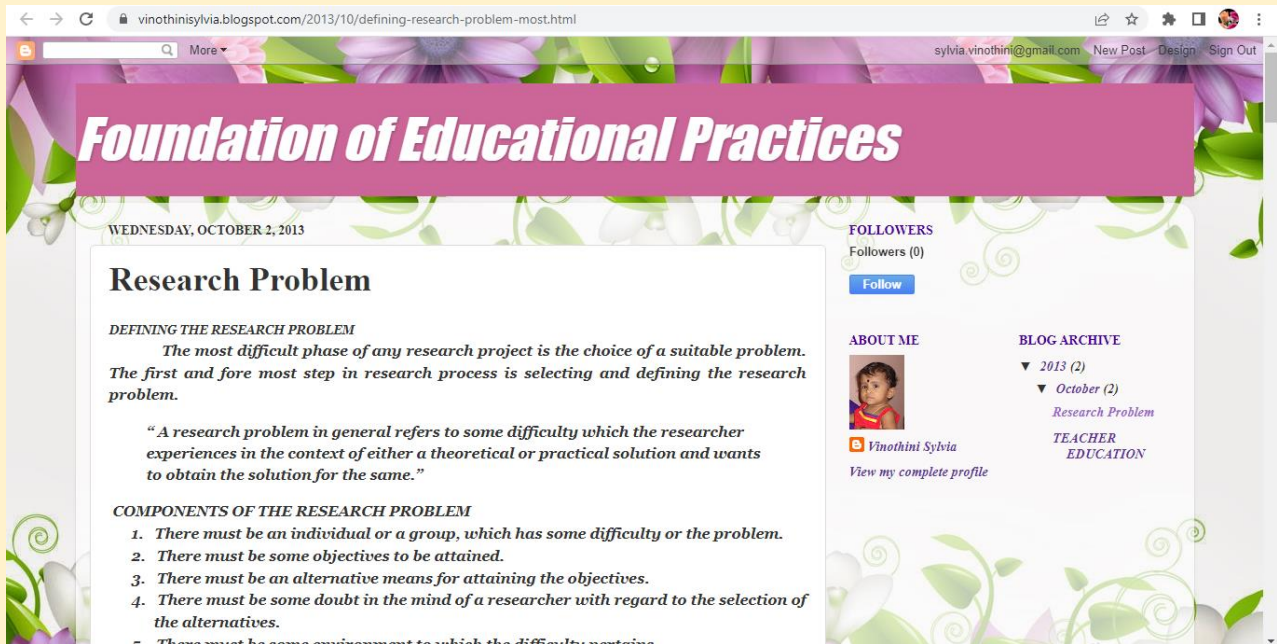
Sampling

It is the process of selection of sample from the population. For this purpose, the population is divided into a number of parts called sampling units.

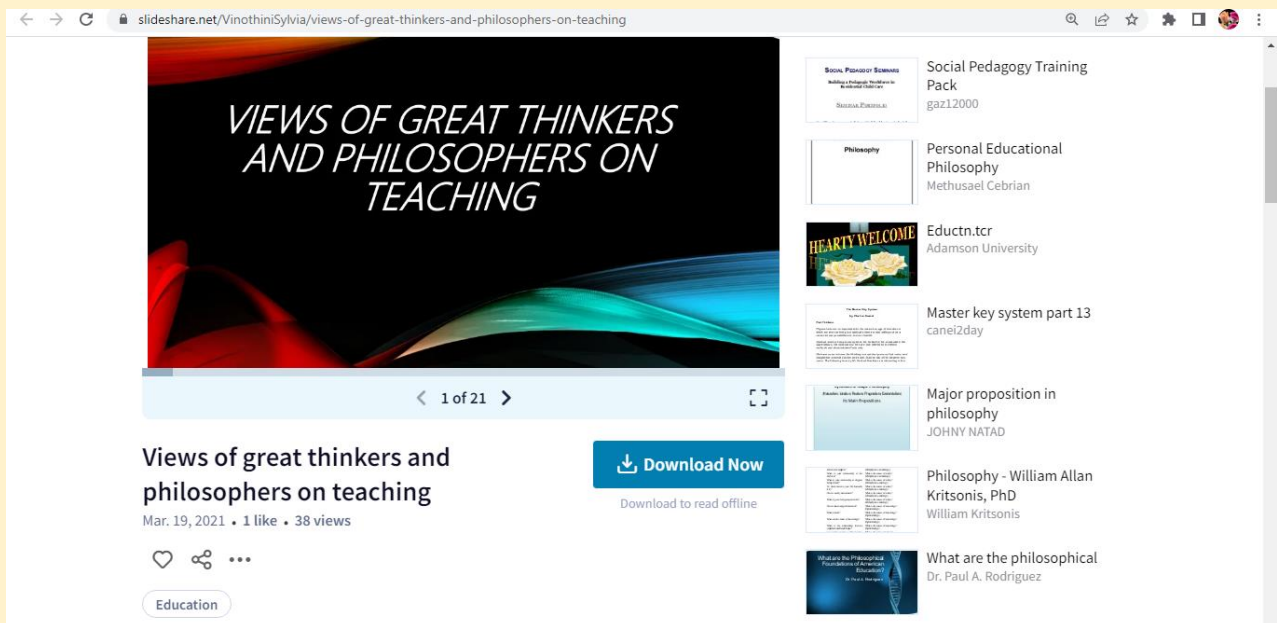
BLOG CONTENT FOR M.ED. I YEAR FOR THE COURSE BASICS IN EDUCATIONAL RESEARCH

The screenshot shows a Slideshare presentation page. At the top, there is a navigation bar with a search icon and a message: "You have reached the end of your subscription preview this month. [Activate your 30 day free trial to unlock unlimited reading.](#)". The main content area displays the title "Variables and Scaling Techniques" and the subtitle "UNIT-IV: VARIABLES AND SCALING TECHNIQUES". Below the title, there is a brief description: "Variables- Meaning, Types- Method of selecting variable, Scale Measurement, Scaling, properties- Types of Scales: Nominal, Ordinal, Interval and Ratio Scales." The text continues with a definition of a variable: "A variable is any entity that can take on different values. OK, so what does that mean? Anything that can vary can be considered a variable. For instance, age can be considered a variable because age can take different values for different people or for the same person at different times. Similarly, country can be considered a variable because a person's country can be assigned a value. Variables aren't always 'quantitative' or numerical. The variable city consists of text values like Chennai, Coimbatore, Madurai etc.,. We can also assign quantitative values instead of the text values, but we don't have to assign numbers in order for something to be a variable. It's also". Below the text, there is a navigation bar with a "1 of 8" indicator and a "Download Now" button. The right sidebar contains a "Recommended" section with several related presentations, including "Essential INFORMATION To Make It In A Stats Class", "Statistics Module 2 & 3", "Fundamentals of Crime Mapping 8", "Variables And Measurement Scales", "Variables", and "Statistik Chapter 1".

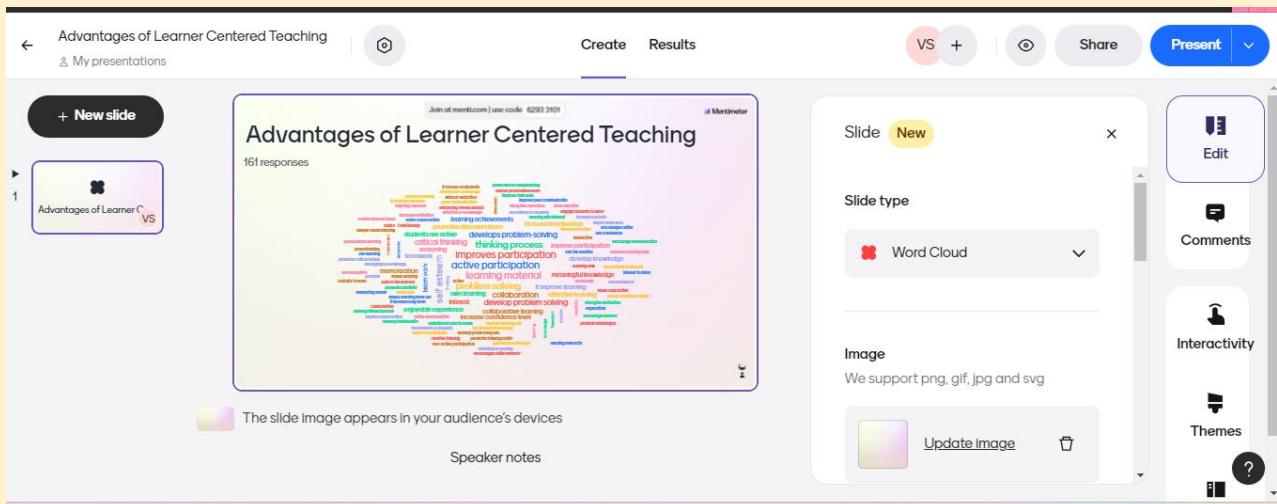
SLIDE SHARE CONTENT FOR M.ED. I YEAR



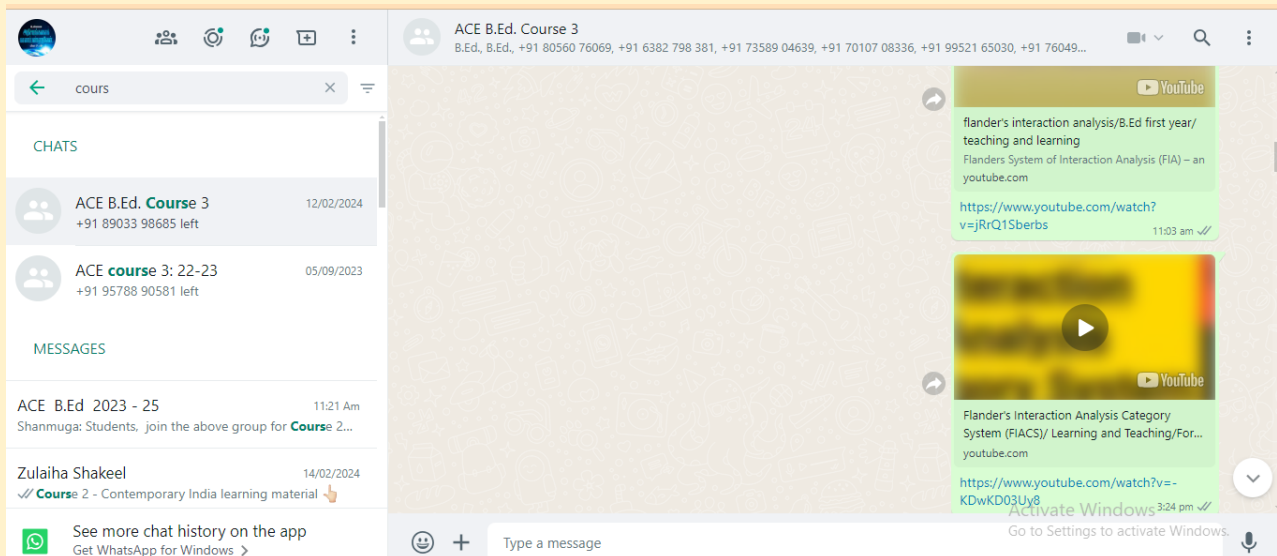
BLOGS FOR M.ED. I YEAR FOR THE COURSE BASICS IN EDUCATIONAL RESEARCH



SLIDESHARE CONTENT FOR B.ED. I YEAR FOR THE COURSE TEACHING AND LEARNING



MENTIMETER FOR BRAINSTORMING ON THE TOPIC 'ADVANTAGES OF LEARNER CENTERED TEACHING'



WHATSAPP GROUP CHATS FOR ORGANIZING FLIPPED CLASSROOM SESSIONS